





ADATTATORE
TWO WAY SCHUKO ADAPTER

Mod. 3207

2 Poli, con messa a terra/ 2 Ways, with protective earth

| Finitura Finish | Caratteristiche Characteristics | Cod. | | | Cod.Dpy | | | |
|--------------------|------------------------------------|----------|----|-----|---------|---|---|---|
| Bianco White | 10/16A-250V-3500W pins 4,8 mm. | 8397 | 12 | 120 | - | - | - | - |



ADATTATORE
THREE WAY SCHUKO ADAPTER

Mod. 3208

3 Poli, con messa a terra/ 3 Ways, with protective earth

| Finitura Finish | Caratteristiche Characteristics | Cod. | | | Cod.Dpy | | | |
|--------------------|------------------------------------|----------|----|-----|---------|---|---|---|
| Bianco White | 10/16A-250V-3500W pins 4,8 mm. | 8398 | 12 | 120 | - | - | - | - |



ADATTATORE
TWO WAY SCHUKO ADAPTER

Mod. 3209

2 Poli, con messa a terra/ 2 Ways, with protective earth

| Finitura Finish | Caratteristiche Characteristics | Cod. | | | Cod.Dpy | | | |
|--------------------|------------------------------------|----------|----|-----|---------|---|---|---|
| Bianco White | 10/16A-250V-2200W pins 4,8 mm. | 8399 | 12 | 120 | - | - | - | - |



ADATTATORE
THREE WAY SCHUKO ADAPTER

Mod. 3210

3 Poli, con messa a terra/ 3 Ways, with protective earth

| Finitura Finish | Caratteristiche Characteristics | Cod. | | | Cod.Dpy | | | |
|--------------------|------------------------------------|----------|----|-----|---------|---|---|---|
| Bianco White | 10/16A-250V-3500W pins 4,8 mm. | 8400 | 10 | 100 | - | - | - | - |



ADATTATORE
ONE WAY SCHUKO ADAPTER

Mod. 3213

1 Polo, con messa a terra
1 Way, with protective earth and switch

| Finitura Finish | Caratteristiche Characteristics | Cod. | | | Cod.Dpy | | | |
|--------------------|---------------------------------------|----------|----|-----|---------|---|---|---|
| Bianco White | 10/16A-250V- 3500W pins 4,8 mm. | 12511 | 12 | 120 | - | - | - | - |



PRESA A DUE POLI
SCHUKO TWO POLE SOCKET

Mod.3241

Con messa a terra/ With protective earth

| Finitura Finish | Caratteristiche Characteristics | Cod. | | | Cod.Dpy | | | |
|--------------------|------------------------------------|------|----|-----|---------|---|---|---|
| Bianco/White | 10/16A - 250V | 8403 | 20 | 200 | - | - | - | - |
| Nero/Black | 10/16A - 250V | 8404 | 20 | 200 | - | - | - | - |



PRESA A DUE POLI
RUBBER SCHUKO TWO POLE SOCKET

Mod. 3243

Con messa a terra. Gomma/ With protective earth. Rubber

| Finitura Finish | Caratteristiche Characteristics | Cod. | | | Cod.Dpy | | | |
|--------------------|------------------------------------|-------|----|-----|---------|---|---|---|
| Bianco/White | 10/16A - 250V | 15553 | 20 | 200 | - | - | - | - |
| Nero/Black | 10/16A - 250V | 8405 | 20 | 200 | - | - | - | - |



PRESA A DUE POLI
IP-44 RUBBER SCHUKO TWO POLE SOCKET

Mod.3244

Con messa a terra. Gomma, IP-44
With protective earth. IP-44 Rubber

| Finitura Finish | Caratteristiche Characteristics | Cod. | | | Cod.Dpy | | | |
|--------------------|------------------------------------|------|----|-----|---------|---|---|---|
| Nero Black | 10/16A - 250V | 8900 | 20 | 200 | - | - | - | - |



PRESA VOLANTE INDUSTRIALE
IP-44 SCHUKO TWO POLE SOCKET

Mod. 3245

Con messa a terra IP-44/ With protective earth. IP-44

| Finitura Finish | Caratteristiche Characteristics | Cod. | | | Cod.Dpy | | | |
|--------------------|------------------------------------|-------|----|-----|---------|---|---|---|
| Blu Blue | 16A - 250V | 14964 | 10 | 100 | - | - | - | - |



SPINA INDUSTRIALE
IP-44 SCHUKO TWO POLE PLUG

Mod. 3276

Con messa a terra IP-44/ With protective earth IP-44

| Finitura Finish | Caratteristiche Characteristics | Cod. | | | Cod. Dpy | | | |
|--------------------|------------------------------------|-------|----|-----|----------|---|---|---|
| Blu/Blue | 16A - 250V | 14943 | 10 | 100 | - | - | - | - |

Materiale elettrico
Electric material



SPINA
SCHUKO TWO POLE PLUG

Mod. 3271

Con messa a terra/ With protective earth

| Finitura Finish | Caratteristiche Characteristics | Cod. | | | Cod.Dpy | | | |
|--------------------|------------------------------------|----------|----|-----|---------|---|---|---|
| Bianco White | 10/16A - 250V pins 4,8 mm. | 8408 | 20 | 500 | - | - | - | - |
| Nero Black | 10/16A - 250V pins 4,8 mm. | 8409 | 20 | 500 | - | - | - | - |



SPINA
RUBBER SCHUKO TWO POLE PLUG

Mod. 3273

Con messa a terra. Gomma
With protective earth. Rubber

| Finitura Finish | Caratteristiche Characteristics | Cod. | | | Cod.Dpy | | | |
|--------------------|------------------------------------|----------|----|-----|---------|---|---|---|
| Bianco White | 10/16A - 250V pins 4,8 mm. | 15555 | 20 | 200 | - | - | - | - |
| Nero Black | 10/16A - 250V pins 4,8 mm. | 8412 | 20 | 200 | - | - | - | - |



SPINA
IP-44 RUBBER SCHUKO TWO POLE PLUG

Mod. 3274

Con messa a terra. Gomma, IP-44
With protective earth IP-44 Rubber

| Finitura Finish | Caratteristiche Characteristics | Cod. | | | Cod.Dpy | | | |
|--------------------|------------------------------------|----------|----|-----|---------|---|---|---|
| Nero Black | 10/16A - 250V pins 4,8 mm. | 8901 | 20 | 200 | - | - | - | - |



INTERRUTTORE VOLANTE
IN-LINE CORD SWITCH

Mod. 3380

| Finitura Finish | Caratteristiche Characteristics | Cod. | | | Cod.Dpy | | | |
|--------------------|------------------------------------|----------|----|-----|---------|---|---|---|
| Bianco/White | 2A - 250V | 8415 | 20 | 500 | - | - | - | - |
| Nero/Black | 2A - 250V | 8416 | 20 | 500 | - | - | - | - |



INTERRUTTORE VOLANTE
IN-LINE CORD SWITCH

Mod. 3381

| Finitura Finish | Caratteristiche Characteristics | Cod. | | | Cod.Dpy | | | |
|--------------------|------------------------------------|------|----|-----|---------|---|---|---|
| Nero/Black | 3A - 250V | 8418 | 20 | 500 | - | - | - | - |



INTERRUTTORE VOLANTE
IN-LINE CORD SWITCH

Mod. 3382

| Finitura Finish | Caratteristiche Characteristics | Cod. | | | Cod.Dpy | | | |
|--------------------|------------------------------------|------|----|-----|---------|---|---|---|
| Nero Black | 4A - 250V | 8420 | 20 | 500 | - | - | - | - |



LUCE DA COMPAGNIA
NIGHT LIGHT

Mod. 3292

Con interruttore/ With switch








| Finitura Finish | Caratteristiche Characteristics | Cod. | | | Cod.Dpy | | | |
|--------------------|------------------------------------|-------|----|-----|---------|---|---|---|
| Bianco White | 1 W - 230V | 12426 | 10 | 100 | - | - | - | - |

PRESA MULTIPLA
MULTIPLE SOCKET

Mod. 3301



Con messa a terra. Cavo 3G1 mm - 1,5 m / 3 m
Schuko protective earth, cable 3G1 mm - 1,5 mts / 3 mts.








| Finitura Finish | Caratteristiche Characteristics | Cod.  |  |  | Cod.  BAG |  |  |  |
|--------------------|------------------------------------|--|---|---|---|---|---|---|
| Bianco White | 3 tomas/ <i>goiaketa</i> /1,5 mts | - | - | - | 8582 | 1 | 6 | 36 |
| | 4 tomas/ <i>goiaketa</i> /1,5 mts | - | - | - | 8583 | 1 | 6 | 36 |
| | 5 tomas/ <i>goiaketa</i> /1,5 mts | - | - | - | 8584 | 1 | 6 | 36 |
| | 6 tomas/ <i>goiaketa</i> /1,5 mts | - | - | - | 8585 | 1 | 6 | 36 |
| | 3 tomas/ <i>goiaketa</i> /3 mts | - | - | - | 18218 | 1 | 6 | 36 |
| | 4 tomas/ <i>goiaketa</i> /3 mts | - | - | - | 18219 | 1 | 6 | 36 |
| | 5 tomas/ <i>goiaketa</i> /3 mts | - | - | - | 18220 | 1 | 6 | 36 |
| | 6 tomas/ <i>goiaketa</i> /3 mts | - | - | - | 18221 | 1 | 6 | 36 |
| | 10/16A - 250V - 3500W | | | | | | | |



PRESA MULTIPLA
MULTIPLE SOCKET

Mod. 3302

Con messa a terra + interruttore. Cavo 3G1 mm - 1,5 m / 3 m
Schuko multiple socket with switch. Cavo 3G1 mm - 1,5 m / 3 m

| Finitura Finish | Caratteristiche Characteristics | Cod.  |  |  | Cod.  BAG |  |  |  |
|--------------------|------------------------------------|--|---|---|---|---|---|---|
| Bianco White | 3 tomas/ <i>sockets</i> /1,5 mts | - | - | - | 8586 | 1 | 6 | 36 |
| | 4 tomas/ <i>sockets</i> /1,5 mt | - | - | - | 8587 | 1 | 6 | 36 |
| | 5 tomas/ <i>sockets</i> /1,5 mts | - | - | - | 8588 | 1 | 6 | 36 |
| | 6 tomas/ <i>sockets</i> /1,5 mt | - | - | - | 8589 | 1 | 6 | 36 |
| | 3 tomas/ <i>sockets</i> /3 mt | - | - | - | 18222 | 1 | 6 | 36 |
| | 4 tomas/ <i>sockets</i> /3 mt | - | - | - | 18223 | 1 | 6 | 36 |



PRESA MULTIPLA
MULTIPLE SOCKET

Mod. 3303

Con messa a terra + interruttore + protettore di sovratensione. Cavo 3G1,5 mm-1,5 m
Schuko multiple socket with switch, temperature protection and protection against thunder strike.
Cavo 3G1,5 mm-1,5 m

| Finitura Finish | Caratteristiche Characteristics | Cod. | | | Cod. | | | |
|--------------------|------------------------------------|----------|---|---|------|---|---|----|
| Bianco White | 4 tomas / <i>sockets</i> | - | - | - | 8590 | 1 | 6 | 36 |
| | 5 tomas / <i>sockets</i> | - | - | - | 8591 | 1 | 6 | 36 |
| | 6 tomas / <i>sockets</i> | - | - | - | 8592 | 1 | 6 | 36 |
| | 10/16A - 250V - 3500W | | | | | | | |



PRESA MULTIPLA
MULTIPLE SOCKET

Mod. 3304

Con messa a terra, senza cavo.
With schuko protective earth, without cable

| Finitura Finish | Caratteristiche Characteristics | Cod. | | | Cod. | | | |
|--------------------|------------------------------------|----------|---|---|-------|---|---|----|
| Bianco White | 2 tomas / <i>sockets</i> | - | - | - | 12408 | 1 | 6 | 36 |
| | 3 tomas / <i>sockets</i> | - | - | - | 12409 | 1 | 6 | 36 |
| | 4 tomas / <i>sockets</i> | - | - | - | 12410 | 1 | 6 | 36 |
| | 5 tomas / <i>sockets</i> | - | - | - | 12411 | 1 | 6 | 36 |
| | 6 tomas / <i>sockets</i> | - | - | - | 12412 | 1 | 6 | 36 |
| | 16A - 250V | | | | | | | |



PRESA MULTIPLA A TENUTA STAGNA
WATERTIGHT MULTIPLE SOCKET

Mod. 3305

Con messa a terra, IP44 con cavo 3 m Senza interruttore.
With schuko protective earth, IP-44, 2 mts. cable. Without switch

| Finitura Finish | Caratteristiche Characteristics | Cod. | | | Cod. | | | |
|--------------------|------------------------------------|----------|---|---|-------|---|---|----|
| Nero Black | 3 tomas sin interruptor | - | - | - | 12413 | 1 | 6 | 18 |
| | 4 tomas sin interruptor | - | - | - | 12414 | 1 | 6 | 18 |
| | 5 tomas sin interruptor | - | - | - | 12415 | 1 | 6 | 18 |
| | 10/16A - 230V | | | | | | | |

PRESA MULTIPLA A TENUTA STAGNA
WATERTIGHT MULTIPLE SOCKET

Mod. 3306

Con messa a terra, IP44 con cavo 3G1,5 mm- 2 m. Con interruttore.
With schuko protective earth, IP-44, 3G1,5 mm- 2 mts cable. With switch



| Finitura Finish | Caratteristiche Characteristics | Cod. | | | Cod. | | | |
|--------------------|------------------------------------|----------|---|---|-------|---|---|----|
| Nero Black | 3 tomas con interruptor | - | - | - | 14972 | 1 | 6 | 18 |
| | 4 tomas con interruptor | - | - | - | 14973 | 1 | 2 | 18 |
| | 5 tomas con interruptor | - | - | - | 14974 | 1 | 2 | 18 |
| | 6 tomas con interruptor | - | - | - | 14975 | 1 | 2 | 18 |
| | 10/16A - 230V | | | | | | | |

PRESA MULTIPLA
MULTIPLE SOCKET

Mod. 3307

Con presa a terra, cavo 3G 1,5 mm-1,5 m
With schuko portective earth, cable 3G 1,5 mm-1,5 mts



| Finitura Finish | Caratteristiche Characteristics | Cod. | | | Cod.Dpy | | | |
|--------------------|------------------------------------|----------|---|---|---------|---|---|----|
| Bianco White | 4 tomas cuadrada 10/16A-250V | - | - | - | 15557 | 1 | 6 | 36 |
| Nero Black | 3500W | - | - | - | 15558 | 1 | 6 | 36 |

PRESA MULTIPLA SENZA CONNESSIONE
MULTIPLE SOCKET

Mod. 3308

Con messa a terra, senza cavo.
With schuko protective earth, without cable



| Finitura Finish | Caratteristiche Characteristics | Cod. | | | Cod.Dpy | | | |
|--------------------|--------------------------------------|----------|---|---|---------|---|---|----|
| Bianco/White | 4 tomas cuadrada 10/16A-250V3500W | - | - | - | 15559 | 1 | 6 | 36 |

PROLUNGA
SCHUKO EXTENSION CORD

Mod. 3981

Con messa a terra. 16A - 250V. Uscita cavo 90°
With protective earth 16A - 250V. Cable outlet 90°



| Finitura Finish | Caratteristiche Characteristics | Cod. | | | | Cod. | | | |
|--------------------|------------------------------------|------|---|---|---|------|---|---|----|
| Bianco/White | 2 mts./3x1,5 mm. | - | - | - | - | 8735 | 1 | 6 | 36 |
| Bianco/White | 3 mts./3x1,5 mm. | - | - | - | - | 8736 | 1 | 5 | 30 |
| Bianco/White | 4 mts./3x1,5 mm. | - | - | - | - | 8737 | 1 | 4 | 24 |
| Bianco/White | 5 mts./3x1,5 mm. | - | - | - | - | 8738 | 1 | 4 | 24 |



PROLUNGA
SCHUKO EXTENSION CORD

Mod. 3982

Con messa a terra. Uscita cavo diritta.
With protective earth. Straight cable outlet

| Finitura Finish | Caratteristiche Characteristics | Cod. | | | | Cod. | | | |
|--------------------|------------------------------------|------|---|---|---|-------|---|---|----|
| Bianco/White | 2 mts./3x1,5 mm. | - | - | - | - | 14965 | 1 | 6 | 36 |
| Bianco/White | 3 mts./3x1,5 mm. | - | - | - | - | 14966 | 1 | 4 | 24 |
| Bianco/White | 5 mts./3x1,5 mm. | - | - | - | - | 14967 | 1 | 4 | 24 |



AVVOLGICAVI
EXTENSION CABLE REEL

Mod. 3352

Cassetta. 4 prese, con messa a terra Cavo 3G 1,5 mm
Cassette. 4 schuko sockets with protective earth. 3G 1,5 mm cable

| Finitura Finish | Caratteristiche Characteristics | Cod. | | | | Cod.Dpy | | | |
|-----------------------------|--|------|---|---|---|---------|---|---|---|
| Rosso/ nero Red/Black | 10 mts - P.Máx: enrollado: 1000W desenrollado: 3000W | 8595 | 1 | 4 | - | - | - | - | - |
| | 15 mts - P.Máx: enrollado: 1000W desenrollado: 3000W | 8596 | 1 | 4 | - | - | - | - | - |



AVVOLGICAVI
EXTENSION CABLE REEL

Mod. 3353

Telaio. 4 prese schuko con messa a terra, bricolage. Cavo 3G1,5 mm
Support. 4 Schuko sockets with protective earth, DIY. 3G1,5 mm cable

| Finitura Finish | Caratteristiche Characteristics | Cod. | | | Cod. Dpy | | | |
|-----------------------------|--|----------|---|---|----------|---|---|---|
| Rosso / Nero Red / Black | 25 mts - P.Máx: enrollado: 1000W desenrollado: 3000W | 8597 | 1 | 2 | - | - | - | - |
| | 50 mts - P.Máx: enrollado: 1000W desenrollado: 3000W | 8598 | 1 | 2 | - | - | - | - |



AVVOLGICAVI
EXTENSION CABLE REEL

Mod. 3354

| Finitura Finish | Caratteristiche Characteristics | Cod. | | | Cod. Dpy | | | |
|--------------------|--|----------|---|---|----------|---|---|---|
| Nero / Black | 25 mts - P.Máx: enrollado: 1000W desenrollado: 3000W | 8599 | 1 | 2 | - | - | - | - |
| | 50 mts - P.Máx: enrollado: 1000W desenrollado: 3000W | 8600 | 1 | 2 | - | - | - | - |



AVVOLGICAVI
EXTENSION CABLE REEL

Mod. 3355

Telaio. Indicato per giardino. Cavo 3G 1,5 mm
Support for gardening. 3G 1,5 mm cable

| Finitura Finish | Caratteristiche Characteristics | Cod. | | | Cod. Dpy | | | |
|-------------------------|--|----------|---|---|----------|---|---|---|
| Rosso/Nero Red/Black | 25 mts - P.Máx: enrollado: 1000W desenrollado: 3000W | 8601 | 1 | 1 | - | - | - | - |



AVVOLGICAVI
EXTENSION CABLE REEL

Mod. 3356

Bobina metallica (telaio, 4 prese con messa a terra, bricolage)(cavo 3G1,5 mm)
Metallic reel (4 schuko sockets with protective earth. DIY) (3G1,5mm cable)

| Finitura Finish | Caratteristiche Characteristics | Cod. | | | Cod. Dpy | | | |
|--------------------|--|----------|---|---|----------|---|---|---|
| Nero / Black | 25 mts - P.Máx: enrollado: 1000W desenrollado: 3000W | 16137 | 1 | 2 | - | - | - | - |
| | 50 mts - P.Máx: enrollado: 1000W desenrollado: 3000W | 16138 | 1 | 2 | - | - | - | - |