

## Cilindro mod. 9500 *Cylinder mod. 9500*

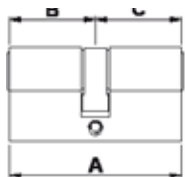


Mod. Mod.	Finitura Finish	Misure mm. Sizes mm. A B	Cod.
9500	Ottone lucido verniciato Polished brass varnished	60(30-30)	4587   1   10
		65(30-35)	9924   1   10
		70(35-35)	4588   1   10
		70(30-40)	9926   1   10
		80(40-40)	4589   1   10
		80(35-45)	9928   1   10
		90(45-45)	6090   1   10
		100(50-50)	6091   1   10

## Cilindro mod. 9400 *Cylinder mod. 9400*



Finitura Finish	Misure mm Sizes mm. A B	Cod.
Alluminio oro Gold aluminium	60(30-30)	20119   10   60
	70(35-35)	20120   10   60
	70(30-40)	20121   10   60
Alluminio nichelato satinato Satin nickel aluminium	60(30-30)	20122   10   60
	70(35-35)	20123   10   60
	70(30-40)	20124   10   60



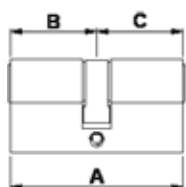
5 pistoncini / 5 pins  
3 chiavi in ottone nichelato / 3 Brass nickel plated keys  
Vite 60 mm / 60 mm screw  
Camma 15 mm / 15 mm cam



Chiavi grezze mod. 9450  
Key blanks mod. 9450

Material Material	Cod.
Ottone nichelato Nickel plated brass	20153   10   1000

## Cilindro mod. 9460 *Cylinder mod. 9460*



Finitura Finish	Misure mm Sizes mm. A B	Cod.
Ottone cromato opaco Satin nickel brass	60(30-30)	23063   1   10
	70(35-35)	23065   1   10
	70(30-40)	23067   1   10
Ottone opaco Satin brass	60(30-30)	23064   1   10
	70(35-35)	23366   1   10
	70(30-40)	23068   1   10



Chiavi grezze mod. 6420  
Key blanks mod. 6420

Material Material	Cod.
Ottone nichelato Nickel plated brass	23071   10   -



Chiavi grezze mod. 6450 / 54(27-27) 60(27-33)\*  
Key blanks mod. 6450 / 54(27-27) 60(27-33)\*

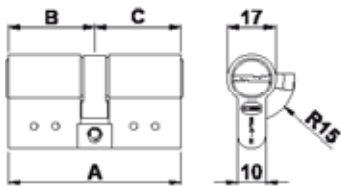
Material Material	Cod.
Ottone nichelato Nickel plated brass	23378   10   -

5 pistoncini / 5 pins  
3 chiavi in ottone nichelato / 3 Brass nickel plated keys  
Vite 55 mm / 55 mm screw  
Camma 15 mm / 15 mm cam

## Cilindro di sicurezza mod. 10000 **FRIZIONATO** Security cylinder mod. 10000



Doppia pinna  
Double clutch



Chiavi grezze mod. 10080  
Key blanks mod. 10080

Material Cod.  
Material

Ottone nichelato 21552 10 -  
Nickel plated brass



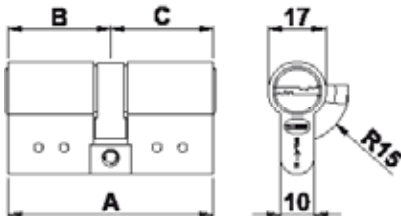
Finitura Finish	Misure mm Sizes mm.	Cod.		
Ottone cromato opaco Satin nickel brass	62(31-31)	21544	1	20
	70(35-35)	21545	1	20
	70(30-40)	21546	1	20
	80(40-40)	21547	1	20
	80(35-45)	21548	1	20
	80(30-50)	22406	1	20
	90(45-45)	21549	1	20
	90(40-50)	21550	1	20
	100(50-50)	21551	1	20

Con nottolino		With handle	
Ottone cromato opaco Satin nickel brass	62 (31-31)	22366	1 20
	70 (35-35)	22367	1 20
	80 (40-40)	22368	1 20
	90 (45-45)	22369	1 20
	100 (50-50)	22370	1 20

5 chiavi con testa in plastica / 5 pc plastic head keys  
6 pistoncini / Molle in acciaio inossidabile / 6 pin / St Steel springs  
Spina anti trapano nel corpo / 2 spine anti trapano nel rotore  
Antidrilling pin on body / 2 antidrilling pins on plug  
Barretta antistrappo / Anti-snap  
Protetto contro il picking / Pick proof  
Sistema antibumping / Bump proof  
Cilindro codificato / Codified cylinder  
Doppia pinna / Double clutch  
Scheda di proprietà per duplicazione delle chiavi / Property card for key copies



## Cilindro di sicurezza mod. 18000 Security cylinder mod. 18000



Chiavi grezze mod. 18080  
Key blanks mod. 18080

Material Cod.  
Material

Ottone nichelato 19858 10 -  
Nickel plated brass



Finitura Finish	Misure mm Sizes mm.	Cod.		
Ottone cromato opaco Satin nickel brass	62(31-31)	12381	1	20
	70(35-35)	12382	1	20
	70(31-39)	12383	1	20
	80(40-40)	12384	1	20
	80(35-45)	12385	1	20
	90(45-45)	12386	1	20
	100(50-50)	12387	1	20

5 chiavi piatte / 5 Flat keys  
12 Perni inox / 12 Stainless steel pins  
Molle in acciaio inox / Stainless steel springs  
Barretta antistrappo / Anti-snap  
Protetto contro il picking / Pick proof  
Sistema antibumping / Bump proof  
Spine antitrapano / Antidrilling pins  
Chiavi e cilindri codificati / Codified keys and cylinder  
Scheda di proprietà per la duplicazione di chiavi e cilindri  
Ownership card to make copies of keys and cylinders

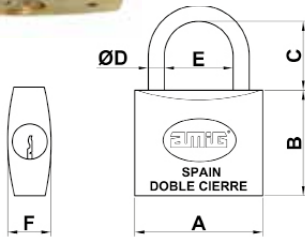
Le chiavi uguali sono disponibili con sistema  
a chiavi maestre.  
Keys alike are available in master keyed cylinders



## Lucchetto arco normale mod. 1 *Padlock standard shackle mod. 1*



Mod. Mod.	Misure mm. Sizes mm.	Cod.	Cod.
Mod.1 Una chiusura One lock	1-15	1325 12 120	1102 1 12 60
	1-20	1289 12 120	1083 1 12 60
	1-25	1217 12 120	1082 1 12 60
Mod.2 Doppia chiusura Double lock	2-30	1222 12 120	1085 1 12 60
	2-40	1223 12 120	1087 1 12 60
	2-50	1224 6 60	1089 1 6 30
	2-60	1225 6 60	1091 1 6 30
	2-70	1294 6 30	1099 1 6 30



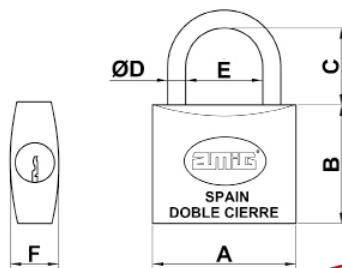
Modello	A (mm)	B (mm)	C (mm)	ØD (mm)	E (mm)	F (mm)	pitone
1-20	20	28	14,5	5	18	12,5	4
1-25	25	29	15,5	5	19	13	4
1-40	40	29	16,5	6	21,5	13,5	5
1-45	45	29	17,5	7	22,5	14,5	5
1-60	60	41	29	8	27	16,5	5
1-60	60	42,5	35	9,5	32	18	5
1-70	70	48,5	41	11	40	19,5	6

Finitura / Finish **Ottone opaco / Satin brass**  
 Arco trattato / Hardened shackle  
 Due chiavi in ottone nichelato / Two keys in solid brass nickel plated  
 In confezioni singole / In individual inner boxes

Chiavi grezze mod. 1 Key blanks mod. 1	Material Material	Misure mm. Sizes mm.	Cod.
Ottone nichelato Nickel plated brass		15	1290 50 800
		20	1288 50 500
		25	1262 50 3000
		30 / 35	1263 50 2000
		40 / 45	1264 50 2000
		50	1265 50 1000
		60	1266 50 1000
70	1291 50 800		

## Lucchetto chiavi uguali mod. 10-21 *Padlock key alike mod. 10-21*

### *Padlock key alike mod. 10-21*



Mod. Mod.	Misure mm. Sizes mm.	Cod.
Una chiusura / One lock		
10	15	17264 12 120
	20	17265 12 120
	25	4548 12 120
Doppia chiusura / Double lock		
21	30	1507 12 120
	40	1508 12 120
	50	1509 6 60
	60	2107 6 60

**CHIAVI UGUALI  
KEY ALIKE**

Chiavi grezze mod. 1 Key blanks mod. 1	Material Material	Misure mm. Sizes mm.	Cod.
Ottone nichelato Nickel plated brass		15	1290 50 800
		20	1288 50 500
		25	1262 50 3000
		30	1263 50 2000
		40	1264 50 2000
		50	1265 50 1000
		60	1266 50 1000

Medidas Sizes	A (mm)	B (mm)	C (mm)	ØD (mm)	E (mm)	F (mm)	pitones
15	17	18	13	3	9	9.5	3
20	20	20	13	3.5	10	10	3
25	25	25	15	4	13.5	11.5	3
30	30	28	16.5	5	15	13	4
40	40	33	21.5	6	21.5	13.5	5
50	50	41	29	8	27	16.5	5
60	60	42.5	35	9.5	32	18	5

Combinazioni di lucchetti con cilindri uguali

Key alike padlocks

Arco normale

Standard shackle



## Kit lucchetti chiavi uguali mod. 10 Key alike padlock mod. 10 in set



Misure mm  
Sizes mm.

Cod.

Misure mm Sizes mm.	Cod.			
15	17266	3	6	60
20	17267	3	6	60
25	17268	3	6	60

Una chiusura / One lock

**CHIAVI UGUALI  
KEY ALIKE**



Chiavi grezze mod. 1  
Key blanks mod. 1

Material  
Material

Misure mm  
Sizes mm.

Cod.

Ottone nichelato  
Nickel plated brass

Misure mm Sizes mm.	Cod.			
15	1290	50	800	
20	1288	50	500	
25	1262	50	3000	



## Lucchetto arco lungo mod. 3 Padlock long shackle mod. 3



Misure mm.  
Sizes mm.

Cod.

Cod.

Misure mm. Sizes mm.	Cod.				Cod.			
Una chiusura One lock	20	1326	12	120	1100	1		60
	25	1327	12	120	1101	1		60
Doppia chiusura Double lock	30	1226	12	120	1092	1		60
	40	1227	6	60	1093	1		60
	50	1228	6	60	1094	1		30
	60	1523	6	30	1116	1		30

Finitura  
Finish

Ottone opaco  
Satin brass

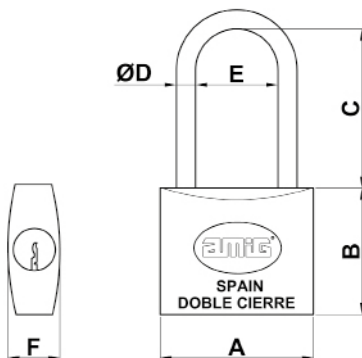
Modello	A (mm)	B (mm)	C (mm)	ØD (mm)	E (mm)	F (mm)	placcatura
3-20	20	20	24	3.8	18	10	3
3-25	25	25	27	4	14	11.8	3
3-30	30	30	32	5	13.5	12.8	4
3-35	35	35	41	5	18	18	4
3-40	40	38	41	6	22	14	5
3-45	45	38	50	7	25	14	5
3-50	50	41	50	8	27	14.8	5
3-60	60	43.8	60	9.8	32	18	5

Arco trattato  
Hardened shackle

Due chiavi in ottone nichelato  
Two keys in solid brass nickel plated

In confezioni singole  
In individual inner boxes

Arco lungo  
Long shackle



Chiavi grezze mod. 1  
Key blanks mod. 1

Material  
Material

Misure mm.  
Sizes mm.

Cod.

Ottone nichelato  
Nickel plated brass

Misure mm. Sizes mm.	Cod.		
20	1288	50	500
25	1262	50	3000
30	1263	50	2000
40	1264	50	2000
50	1265	50	1000
60	1266	50	1000

## Lucchetto chiavi uguali mod. 31 Padlock key alike mod. 31



**CHIAVI UGUALI  
KEY ALIKE**



Mod. Mod.	Misure mm Sizes mm.	Cod.			
31	Una chiusura / One lock	25	4551	12	120
	Doppia chiusura	30	1513	12	120
	Double lock	40	1514	6	60
		50	1515	6	60

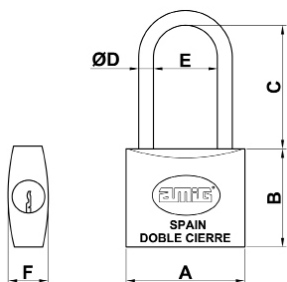
Finitura  
Finish

Ottone opaco  
Satin brass

Mod. 30-31-32  
Combinazioni di lucchetto con cilindri uguali  
Key alike padlocks

Arco trattato  
Hardened shackle  
Due chiavi in ottone nichelato  
Two keys in solid brass nickel plated  
In confezioni singole  
In individual inner boxes  
Arco lungo  
Long shackle

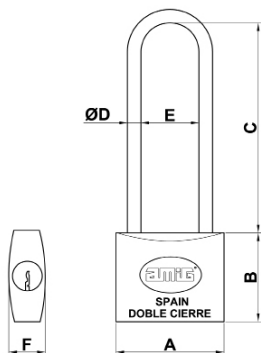
Modelo	A (mm)	B (mm)	C (mm)	ØD (mm)	E (mm)	F (mm)	pitones
25	25	25	27	4	14	11.5	3
30	30	28	33	5	15.5	12.5	4
40	40	33	41	6	22	14	5
50	50	41	49	8	27	16.5	5



Chiavi grezze mod. 1  
Key blanks mod. 1

Material Material	Misure mm Sizes mm.	Cod.			
Ottone nichelato Nickel plated brass	25	1262	50	3000	
	30	1263	50	2000	
	40	1264	50	2000	
	50	1265	50	1000	
	60	1266	50	1000	

## Lucchetto extra lungo mod. 3EL Extra long shackle padlock mod. 3EL



Misure mm Sizes mm.	Cod.				Cod.			
40	19932	4	40	19934	1	4	40	
50	19933	4	40	19935	1	4	40	

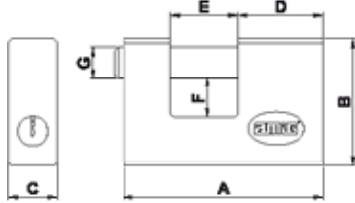
Doppia chiusura. Arco trattato  
Double lock. Hardened shackle  
Due chiavi in ottone nichelato  
Two keys in solid brass nickel plated  
In confezioni singole  
In individual inner boxes  
Arco extra lungo  
Extra long shackle

Modelo	A (mm)	B (mm)	C (mm)	ØD (mm)	E (mm)	F (mm)	pitones
3EL - 40	40	33	90	6	24	14	5
3EL - 50	50	40	90	8	27	16.0	5

## Lucchetto mod. 200-2000 Padlock mod. 200-2000



Mod. Mod.	Misure mm Sizes mm.	Cod.	Cod.
200	60 x 43	3095 1 6	2035 1 6 30
	75 x 48	3096 1 6	2036 1 6 24
	90 x 60	3097 1 6	2037 1 6 24



mod. 2000-2001: Combinazioni di lucchetti con cilindri uguali  
Key alike padlocks

2000	60 x 43	2067 1 6
	75 x 48	2068 1 6
	90 x 60	2069 1 6

CHIAVI UGUALI  
KEY ALIKE

misure sizes	A	B	C	D	E	F	G	Chiavi grezze key blank
60 x 43	60	43	16	30	18	10	10	1-40
75 x 48	75	48	18	32	25	14	12	1-60
90 x 60	90	60	19	37,5	36	18	12	1-60

Finitura / Finish

Ottone opaco / Satin brass

Due chiavi in ottone nichelato / Two keys in solid brass nickel plated  
In confezioni singole / In individual bags  
Barretta trattata / Hardened bar



Chiavi grezze  
Key blanks

Material  
Material

Misure mm  
Sizes mm.

Mod.  
Mod.

Cod.  
Cod.

Ottone nichelato  
Nickel plated brass

60  
75/90

1-40  
1-60

1264 50 2000  
1266 50 1000

## Lucchetto corazzato mod. 201 Armoured padlock mod. 201

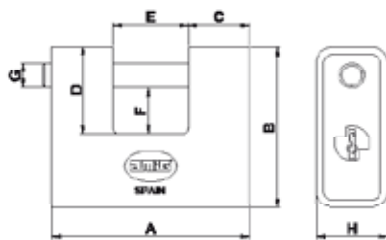


Misure mm  
Sizes mm.

Cod.



60	21696 1 4 24
80	21697 1 4 16
90	21698 1 4 16



Corpo in ottone monoblocco.  
Solid brass body.

Corazza in acciaio temprato.  
Steel hardened case.

Barretta in acciaio temprato.  
Steel hardened transverse bar.

Placca anti trapano in acciaio trattato.  
Antidrilling steel hardened plate.

mm	A	B	C	D	E	F	ØG	H
60	60	55	19	27	22	11	9	23,5
80	80	65	25	35	30	18,5	10	29
90	90	75	26	40	37	21	11,5	30



Chiavi grezze  
Key blanks

Material  
Material

Misure mm  
Sizes mm.

Mod.  
Mod.

Cod.  
Cod.

Ottone nichelato  
Nickel plated brass

60  
80/90

1-40  
1-60

1264 50 2000  
1266 50 1000

## Lucchetto mod. 60-601 Padlock mod. 60-601



Mod. Mod.	Misure mm. Sizes mm.	Cod.	Cod.
60	30	17835	1 12
	40	17836	1 6
	50	17837	1 6

Mod. 600-600A-601 sono chiavi uguali  
Mod. 600-600A-601 key alike

601	30	16025	1 12
	40	16026	1 12
	50	16027	1 6

**CHIAVI UGUALI  
KEY ALIKE**

Finitura  
Finish

Corpo in ottone nichelato e cromato  
Nickel and chrome plated

Mod.	A (mm)	B (mm)	C (mm)	D (mm)	F (mm)	G (mm)
30 mm	30	30	26	16	17	13
40 mm	40	37	27	18	20	14
50 mm	50	42	28	23	20	17



Chiavi grezze  
Key blanks

Cod.



60-30	19876	10	1000
60-40	19877	10	1000
60-50	19878	10	1000

Arco normale in acciaio inossidabile AISI 316  
AISI 316 stainless steel normal shackle

Doppia chiusura con trattamento antiruggine  
Antirust treated double lock

Molle, perni di blocco e coperchio di acciaio inossidabile  
Stainless steel springs, blocking bolts and cover

Chiavi in ottone nichelato  
Keys in solid brass nickel plated

## Lucchetto mod. 61-611 Padlock mod. 61-611



Mod. Mod.	Misure mm. Sizes mm.	Cod.
61	30	17838
	40	17839
	50	17840

Mod. 611 son de llaves iguales  
Mod. 611 key alike

611	16031	1 12
	16032	1 6
	16033	1 6

**CHIAVI UGUALI  
KEY ALIKE**

Finitura

Corpo in ottone nichelato e cromato  
Nickel and chrome plated

Mod.	A (mm)	B (mm)	C (mm)	D (mm)	F (mm)	G (mm)
30 mm	30	30	26	16	22	13
40 mm	40	37	27	18	24	14
50 mm	50	42	28	23	25	17



Chiavi grezze  
Key blanks

Cod.



61-30	19876	10	1000
61-40	19877	10	1000
61-50	19878	10	1000

Arco normale in acciaio inossidabile AISI 316  
AISI 316 stainless steel long shackle

Doppia chiusura con trattamento antiruggine  
Antirust treated double lock

Molle, perni di blocco e coperchio di acciaio inossidabile  
Stainless steel springs, blocking bolts and cover

Chiavi in ottone nichelato  
Keys in solid brass nickel plated



**Lucchetto arco normale mod. NIZA Padlock standard shackle mod. NIZA** **niza**



Finitura Finish	Misure mm Sizes mm.	Cod.			Cod.			
Ottone opaco Satin brass	15	19834	6	120	21018	1	6	60
	20	19835	6	120	21019	1	6	60
	25	19836	6	120	21020	1	6	60
	30	19837	6	120	21021	1	6	60
	40	19838	6	120	21022	1	6	60
	50	19839	4	64	21023	1	4	40
	60	19840	4	64	21024	1	4	40
	70	19841	4	32	21025	1	4	40
	25	20428	6	120				
	40	20430	6	120				
	50	20431	4	64				

**CHIAVI UGUALI  
KEY ALIKE**

Sono chiavi uguali  
Are key alike

Arco trattato / Hardened shackle  
Due chiavi in ottone nichelato / Two keys in solid brass nickel plated  
In confezioni singole / In individual inner boxes

**Lucchetto arco lungo mod. NIZA Padlock long shackle mod. NIZA** **niza**



Finitura Finish	Misure mm Sizes mm.	Cod.			Cod.			
Ottone opaco Satin brass	20	19842	6	120	21026	1	6	60
	25	19843	6	120	21027	1	6	60
	30	19844	6	120	21028	1	6	60
	40	19845	6	120	21029	1	4	40
	50	19846	4	64	21030	1	4	40
	60	19847	4	32	21031	1	4	40
	40	20433	6	120				
	AL1-30	21705	6	120				

**CHIAVI UGUALI  
KEY ALIKE**

Sono chiavi uguali  
Are key alike

Arco trattato / Hardened shackle  
Due chiavi in ottone nichelato / Two keys in solid brass nickel plated  
In confezioni singole / In individual inner boxes

**Chiavi grezze NIZA Key blanks NIZA** **niza**



Chiavi grezze NIZA Key blanks NIZA	Material Material	Misure mm Sizes mm.	Cod.		
	Ottone nichelato Nickel plated brass	15	19860	50	800
		20	19861	50	800
		25	19862	50	800
		30	19863	50	800
		40	19864	50	800
		50	19865	50	800
		60	19866	50	800
	70	19867	50	800	

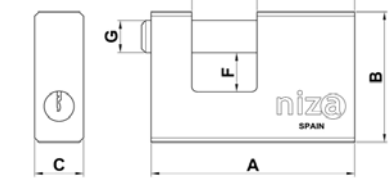
# Lucchetto NIZA mod. 200-2000 Padlock NIZA mod. 200-2000

niza



Mod. Mod.	Misure mm Sizes mm.	Cod.	Cod.					
200	60	21312	4	32	21318	1	4	32
	75	21313	4	32	21319	1	4	32
	90	21314	4	32	21320	1	4	32
2000	60	21315	4	32				
	75	21316	4	32				
	90	21317	4	32				

**CHIAVI UGUALI  
KEY ALIKE**



Medidas	A (mm)	B (mm)	C (mm)	D (mm)	E (mm)	F (mm)	ØG (mm)
60 x 40	60	40	13	32,5	18	13,5	10
75 x 45	75	45	15	36	24	14	11
90 x 60	90	57	15	37	36	18	12

Finitura  
Finish

Ottone opaco  
Satin brass

Arco trattato  
Hardened shackle

Due chiavi in ottone nichelato  
Two keys in solid brass nickel plated

In confezioni singole  
In individual inner boxes



Sono chiavi uguali  
Are key alike



Chiavi grezze  
Key blanks

Material Material	Misure mm Sizes mm.	Cod.
Ottone nichelato Nickel plated brass	60	19863 50
	75	19864 50
	90	19865 50