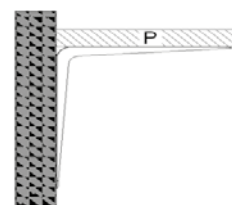




I pesi sono considerati uniformemente distribuiti fra i supporti. Il fissaggio sul muro deve essere solido. AMIG non è responsabile dei danni causati da un fissaggio dei supporti sul muro di cattiva qualità o dal crollo.

The weight is meant to be evenly distributed on the supports. Supports must be well fixed to the wall. AMIG will not be responsible for any damage caused by wrong use.

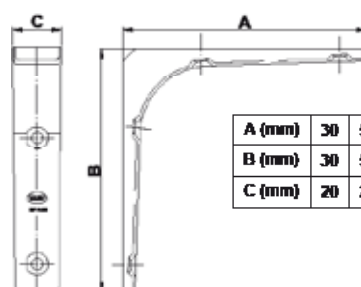


## Piastra-supporto mod. 1 Shelf bracket mod. 1



Finitura Finish	Misure mm Sizes mm.	Cod.			
Bianco epossidico White epoxy	100 x 75 (4" x 3")	4394	20	240	40
	125 x 100 (5" x 4")	4397	20	240	40
	150 x 125 (6" x 5")	4400	20	240	25
	200 x 150 (8" x 6")	4406	20	240	30
	250 x 200 (10" x 8")	4412	20	100	25
	300 x 250 (12" x 10")	4415	20	100	45
350 x 300 (14" x 12")	4418	20	60	40	
Grigio epossidico Grey epoxy	100 x 75 (4" x 3")	4393	20	240	40
	125 x 100 (5" x 4")	4396	20	240	40
	150 x 125 (6" x 5")	4399	20	240	25
	200 x 150 (8" x 6")	4405	20	240	30
	250 x 200 (10" x 8")	4411	20	100	25
	300 x 250 (12" x 10")	4414	20	100	45
350 x 300 (14" x 12")	4417	20	60	40	
Nero epossidico Matt black epoxy	100 x 75 (4" x 3")	6034	20	240	40
	125 x 100 (5" x 4")	6035	20	240	40
	150 x 125 (6" x 5")	6036	20	240	25
	200 x 150 (8" x 6")	6038	20	240	30
	250 x 200 (10" x 8")	6040	20	100	25
	300 x 250 (12" x 10")	6041	20	100	45
350 x 300 (14" x 12")	6042	20	60	40	

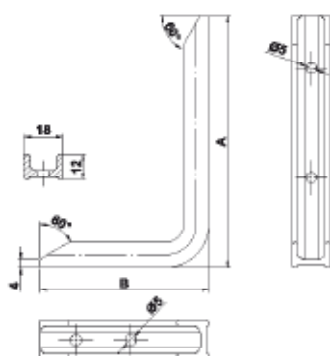
## Angolo mod. 2 Corner brace mod. 2






A (mm)	30	50	75	100	125	150	200	250	300	350	400
B (mm)	30	50	75	100	125	125	150	200	250	250	300
C (mm)	20	20	20	20	20	20	30	30	30	36	36

Finitura Finish	Misure mm Sizes mm.	Cod.			
Bianco epossidico White epoxy	30 x 30 (1,2" x 1,2")	8078	100	800	90
	50 x 50 (2" x 2")	8079	100	500	60
	75 x 75 (3" x 3")	8080	50	300	60
	100 x 100 (4" x 4")	8081	50	250	35
	125 x 125 (5" x 5")	8082	25	250	25
	150 x 125 (6" x 5")	8083	25	150	20
	200 x 150 (8" x 6")	5569	20	100	40
	250 x 200 (10" x 8")	5570	10	50	50
	300 x 250 (12" x 10")	5571	10	40	40
	350 x 250 (14" x 10")	5572	6	18	75
	400 x 300 (16" x 12")	5573	6	12	65

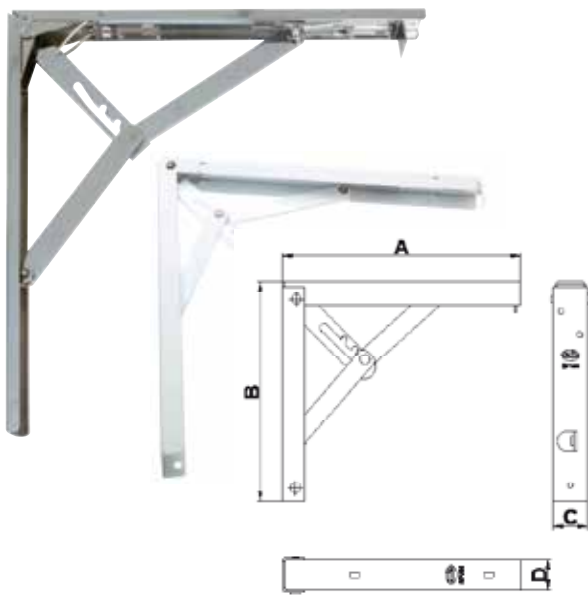
## Piastra-supporto mod. 4 PLUS Shelf bracket mod. 4 PLUS







A (mm)	B (mm)
120	80
150	100
200	150
250	150
300	200
350	200

Finitura Finish	Misure mm Sizes mm.	Cod.			
					
Alluminio bianco White aluminium	120 x 80 (5" x 3.2")	21082	10	320	80
	150 x 100 (6" x 4")	21085	10	240	90
	200 x 150 (8" x 6")	21088	10	160	60
	250 x 150 (10" x 6")	21091	10	100	50
	300 x 200 (12" x 8")	21094	10	80	30
	350 x 200 (14" x 8")	21097	10	60	45
Alluminio nero Black aluminium	120 x 80 (5" x 3.2")	21083	10	320	80
	150 x 100 (6" x 4")	21086	10	240	90
	200 x 150 (8" x 6")	21089	10	160	60
	250 x 150 (10" x 6")	21092	10	100	50
	300 x 200 (12" x 8")	21095	10	80	30
	350 x 200 (14" x 8")	21098	10	60	45
Alluminio argento Silver aluminium	120 x 80 (5" x 3.2")	21084	10	320	80
	150 x 100 (6" x 4")	21087	10	240	90
	200 x 150 (8" x 6")	21090	10	160	60
	250 x 150 (10" x 6")	21093	10	100	50
	300 x 200 (12" x 8")	21096	10	80	30
	350 x 200 (14" x 8")	21099	10	60	45

## Piastra-supporto mod. 8 (Ribaltabile) *Folding shelf bracket mod. 8*

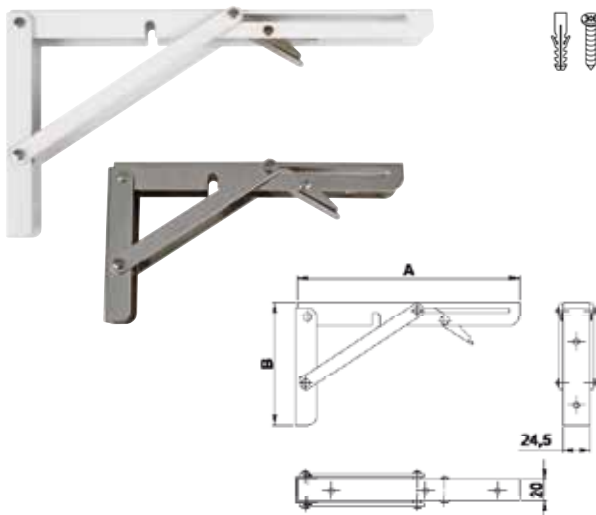






Finitura <i>Finish</i>	Misure mm <i>Sizes mm.</i>	Cod.				
Bianco	200 (8")	5563	10	50	50	
epossidico	300 (12")	5564	10	40	45	
<i>White epoxy</i>	400 (16")	5565	6	12	60	
Grigio	200 (8")	9965	10	50	50	
metallizzato	300 (12")	9966	10	40	45	
<i>Silver grey</i>	400 (16")	9967	6	12	60	

Tre posizioni  
*Three positions*

Mod.	A (mm)	B (mm)	C (mm)	D (mm)
8 - 200	200	185	25	29
8 - 300	300	305	25	29
8 - 400	405	405	36	36

## Piastra-supporto mod. 800 (Ribaltabile) *Folding shelf bracket mod. 800*

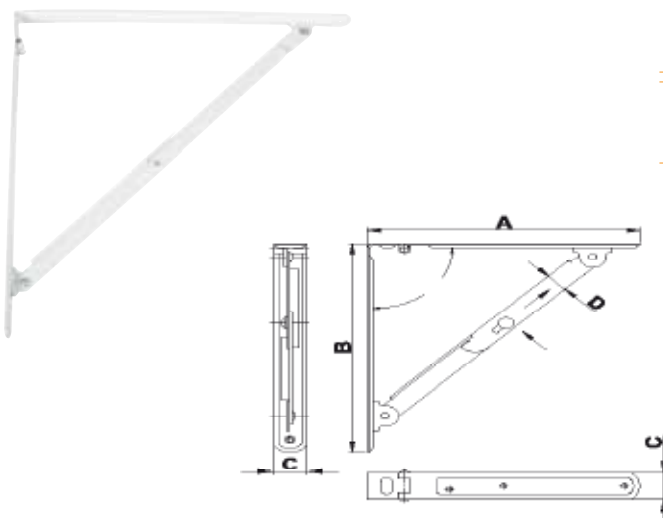






Finitura <i>Finish</i>	Misure mm <i>Sizes mm.</i>	Cod.				
Bianco	200 x 110	20434	8	40	40	
eossidico	300 x 155	20435	8	40	35	
<i>White epoxy</i>	400 x 215	20436	8	24	35	
Nichelatura	200 x 110	20437	8	40	40	
<i>Nickel plated</i>	300 x 155	20438	8	40	35	
	400 x 215	20439	8	24	35	

Una posizione / *One position*  
Si chiude e si apre facilmente / *Easily folded and unfolded*

Mod.	A (mm)	B (mm)
800 - 8"	200	110
800 - 12"	300	155
800 - 16"	405	215

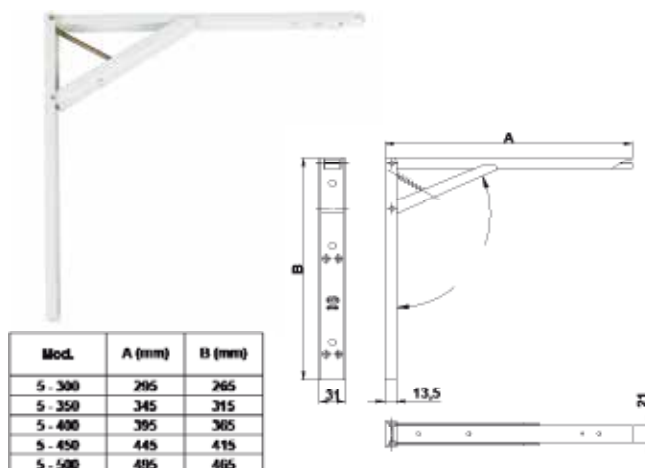
## Piastra-supporto mod. 3 (Ribaltabile) *Folding shelf bracket mod. 3*



Finitura <i>Finish</i>	Misure mm <i>Sizes mm.</i>	Cod.				
Bianco	200 (8")	2045	10	50	65	
eossidico	300 (12")	2046	10	50	75	
<i>White epoxy</i>	400 (16")	2047	10	30	80	

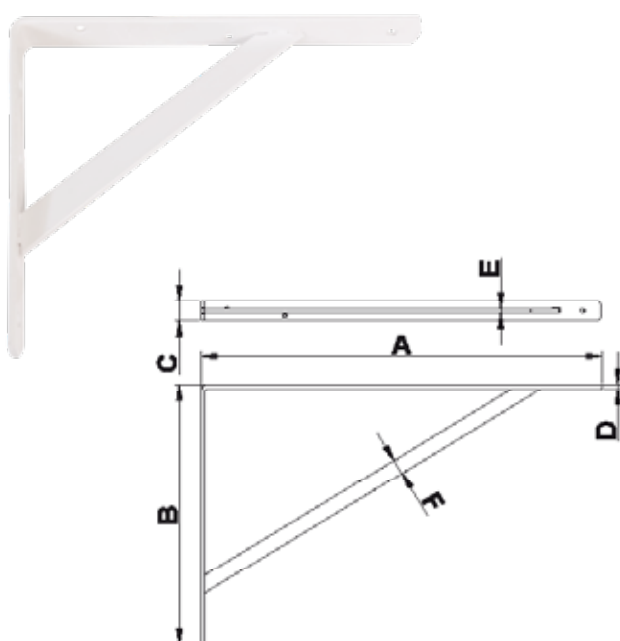
Modelo	A (mm)	B (mm)	C (mm)	D (mm)
3 - 200	205	200	25	18
3 - 300	315	300	28	22
3 - 400	405	400	28	22

## Piastra-supporto mod. 5 (Ribaltabile) *Folding shelf bracket mod. 5*



Finitura Finish	Misure mm Sizes mm.	Cod.			Kg
Bianco epossidico White epoxy	300	4932	10	50	75
	350	4933	10	50	75
	400	4934	6	24	80
	450	4935	6	12	80
	500	4936	6	12	80

## Piastra-supporto mod. 9 *Shelf bracket mod. 9*



MOD. 9	A (mm)	B (mm)	C (mm)	D (mm)	E (mm)	F (mm)
200 x 125	200	125	20	4	4	19
250 x 150	250	150	20	4	4	19
250 x 200	250	200	30	4	5	20
300 x 225	300	225	30	4	5	20
400 x 275	400	275	30	4	5	20
500 x 325	500	325	30	4	5	20
600 x 375	600	375	40	4	5	20

Finitura Finish	Misure mm Sizes mm.	Cod.			Kg
Bianco epossidico White epoxy	200 x 125	22588	4	16	320
	250 x 150	22590	4	16	320
	250 x 200	9805	4	16	330
	300 x 225	5774	4	16	260
	400 x 275	5775	4	16	225
	500 x 325	5776	4	16	185

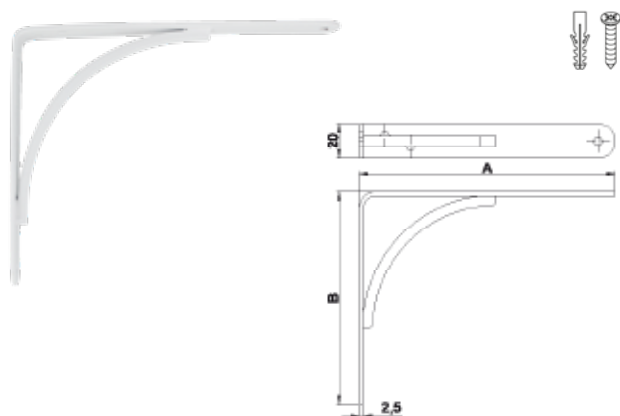
Reforzata / Reinforced  
Spessore: 4 mm / Thickness: 4 mm

## Piastra-supporto decorativa mod. 2 *Ornamental shelf bracket mod. 2*



Finitura Finish	Misure mm Sizes mm.	Cod.			Kg
Bianco epossidico White epoxy	100 x 90 (4" x 3,5")	8193	10	100	75
	150 x 115 (6" x 4,5")	8194	10	70	90
	200 x 150 (8" x 6")	8195	10	80	100
	250 x 190 (10" x 7,5")	8196	10	50	100
Nero epossidico Black epoxy	100 x 90 (4" x 3,5")	200	10	100	75
	150 x 115 (6" x 4,5")	201	10	70	90
	200 x 150 (8" x 6")	202	10	80	100
	250 x 190 (10" x 7,5")	203	10	50	100

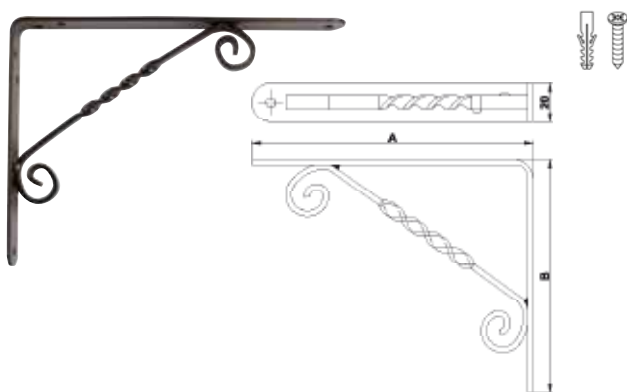
## Piastra-supporto mod. 10 Shelf bracket mod. 10



Finitura Finish	Misure mm Sizes mm.	Cod.			
Bianco epossidico White epoxy	150 x 125 200 x 150 250 x 200	8825 8826 8827	10	60	105 75 65
Grigio metallizzato Silver grey	150 x 125 200 x 150 250 x 200	8831 8832 8833	10	60	105 75 65
Neroepossidico Black epoxy	150 x 125 200 x 150 250 x 200	8828 8829 8830	10	60	105 75 65

Spessore: 2,5 mm / Thickness: 2,5 mm

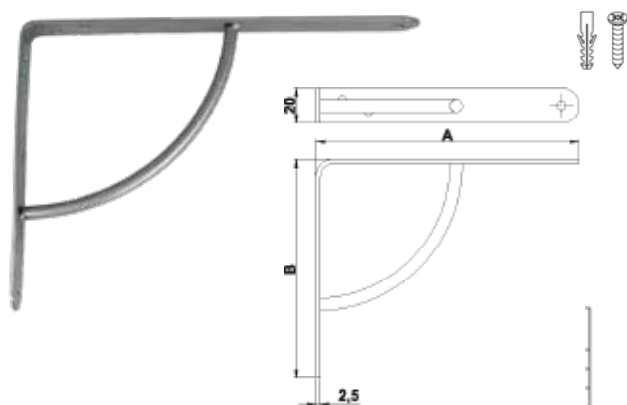
## Piastra-supporto mod. 11 Shelf bracket mod. 11



Finitura Finish	Misure mm Sizes mm.	Cod.			
Bianco epossidico White epoxy	150 x 125 200 x 150 250 x 200	8834 8835 8836	10	60	150 110 60
Grigio metallizzato Silver grey	150 x 125 200 x 150 250 x 200	8840 8841 8842	10	60	150 110 60
Neroepossidico Black epoxy	150 x 125 200 x 150 250 x 200	8837 8838 8839	10	60	150 110 60

Spessore: 2,5 mm / Thickness: 2,5 mm

## Piastra-supporto mod. 12 Shelf bracket mod. 12



Finitura Finish	Misure mm Sizes mm.	Cod.			
Bianco epossidico White epoxy	150 x 125 200 x 150 250 x 200	8843 8844 8845	10	60	110 105 90
Grigio metallizzato Silver grey	150 x 125 200 x 150 250 x 200	8849 8850 8851	10	60	110 105 90
Neroepossidico Black epoxy	150 x 125 200 x 150 250 x 200	8846 8847 8848	10	60	110 105 90

Spessore: 2,5 mm / Thickness: 2,5 mm

## Piastra-supporto mod. 13 Shelf bracket mod. 13



Finitura Finish	Misure mm Sizes mm.	Cod.			
Bianco epossidico White epoxy	200 x 200 x 20	9955	10	60	50
Grigio metallizzato Silver grey	200 x 200 x 20	9956	10	60	50
Nero epossidico Black epoxy	200 x 200 x 20	9957	10	60	50

3 modalità di montaggio  
Possibility to install the bracket in 3 different positions

Spessore: 1,2 mm / Thickness: 1,2 mm

## Piastra-supporto mod. 20 Shelf bracket mod. 20



Finitura Finish	Misure mm Sizes mm.	Cod.			Kg
		10	60	40	
Bianco epossidico White epoxy	150 x 150	12346	10	60	110
	200 x 200	12349	10	40	80
Grigio metallizzato Silver grey	150 x 150	12348	10	60	110
	200 x 200	12351	10	40	80
Nero epossidico Black epoxy	150 x 150	12347	10	60	110
	200 x 200	12350	10	40	80

Spessore: 2,5 mm  
Thickness: 2,5 mm


## Piastra-supporto mod. 21 Shelf bracket mod. 21



Finitura Finish	Misure mm Sizes mm.	Cod.			Kg
		10	60	40	
Bianco epossidico White epoxy	150 x 125	12352	10	60	300
	200 x 150	12355	10	60	225
	250 x 200	12358	10	40	225
Grigio metallizzato Silver grey	150 x 125	12354	10	60	300
	200 x 150	12357	10	60	225
	250 x 200	12360	10	40	225
Nero epossidico Black epoxy	150 x 125	12353	10	60	300
	200 x 150	12356	10	60	225
	250 x 200	12359	10	40	225

Spessore: 2,5 mm  
Thickness: 2,5 mm

## Piastra-supporto mod. 22 Shelf bracket mod. 22



Finitura Finish	Misure mm Sizes mm.	Cod.			Kg
		10	60	40	
Bianco epossidico White epoxy	150 x 125	12361	10	60	195
	200 x 150	12364	10	60	180
	250 x 200	12367	10	40	150
Grigio metallizzato Silver grey	150 x 125	12363	10	60	195
	200 x 150	12366	10	60	180
	250 x 200	12369	10	40	150
Nero epossidico Black epoxy	150 x 125	12362	10	60	195
	200 x 150	12365	10	60	180
	250 x 200	12368	10	40	150

Spessore: 2,5 mm  
Thickness: 2,5 mm

## Piastra-supporto mod. 24 Shelf bracket mod. 24



Finitura Finish	Misure mm Sizes mm.	Cod.			
Bianco epossidico White epoxy	170 x 170 x 30 x 4	14997	4	16	180
	220 x 220 x 30 x 4	14994	4	16	150
Nero epossidico Black epoxy	170 x 170 x 30 x 4	14998	4	16	180
	220 x 220 x 30 x 4	14995	4	16	150
Nichel spazzolato Brushed nickel	170 x 170 x 30 x 4	14996	4	16	180
	220 x 220 x 30 x 4	14993	4	16	150

Rinforzata  
Reinforced

Spessore: 4 mm  
Thickness: 4 mm

## Piastra-supporto mod. 25 Shelf bracket mod. 25



Finitura Finish	Misure mm Sizes mm.	Cod.			
Bianco epossidico White epoxy	200 x 160 x 30	15206	4	16	370
	250 x 195 x 30	15003	4	16	330
	300 x 240 x 30	15000	4	16	260
Nero epossidico Black epoxy	200 x 160 x 30	15207	4	16	370
	250 x 195 x 30	15004	4	16	330
	300 x 240 x 30	15001	4	16	260
Nichel spazzolato Brushed nickel	200 x 160 x 30	15005	4	16	370
	250 x 195 x 30	15002	4	16	330
	300 x 240 x 30	14999	4	16	260

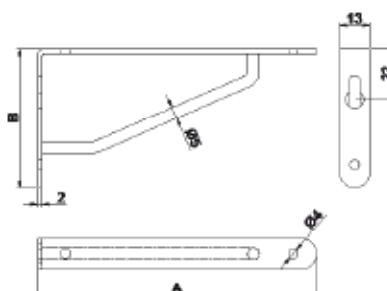
Rinforzata  
Reinforced

Spessore: 4 mm  
Thickness: 4 mm

## Piastra-supporto mod. 2000 Shelf bracket mod. 2000



Finitura Finish	Misure mm Sizes mm.	Cod.			
Acciaio inossidabile 18/8 Stainless steel AISI 304	120 x 60 x 2	9880	10	50	75
	240 x 120 x 2	9881	6	24	65
	290 x 150 x 2	9882	4	16	60




A (mm)	B (mm)
120	60
240	120
290	150



## STAFFA-SUPPORTO IN LEGNO *WOODEN SHELF BRACKETS*

### Piastra-supporto mod. 15-16-17 *Shelf bracket mod. 15-16-17*



Finitura Finish	Mod. Mod.	Misure mm Sizes mm.	Cod.			
Faggio Beech	15	200 x 150 x 18 x 11	10679	10	200	15
		250 x 200 x 18 x 11	10680	10	200	10
	16	200 x 150 x 23 x 12	10681	10	160	30
		250 x 200 x 23 x 12	10682	10	120	15
	17	200 x 150 x 28 x 16	10683	10	120	60
		250 x 200 x 28 x 16	10684	10	80	45

### Piastra-supporto mod. 18 *Shelf bracket mod. 18*




Finitura Finish	Misure mm Sizes mm.	Cod.			
Faggio Beech	230 x 170 x 35 x 15	10688	10	40	90
	280 x 230 x 35 x 15	10689	10	40	95
	320 x 280 x 35 x 15	10690	10	30	105

### Piastra-supporto mod. 19 *Shelf bracket mod. 19*



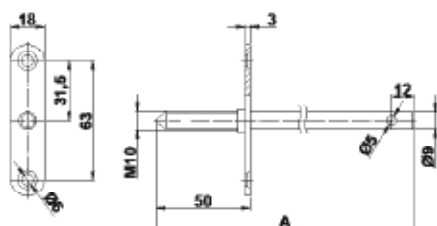
Finitura Finish	Misure mm Sizes mm.	Cod.			
Faggio Beech	200 x 125	10691	10	160	75
	250 x 150	10692	10	120	60
	300 x 200	10693	10	80	45

### Supporto a scomparsa mod. 20 *Concealed support mod. 20*

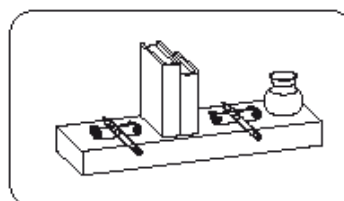


Misure mm Sizes mm.	Cod.			
150	1505	20	100	80
190	1506	20	100	65

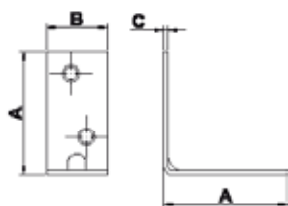
Finitura *Finish* Bicromatato *Bichromated*




A (mm)
150
190
250
300

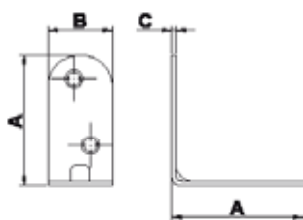



## Angolo mod. 1 Corner brace mod. 1



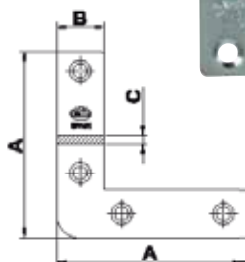
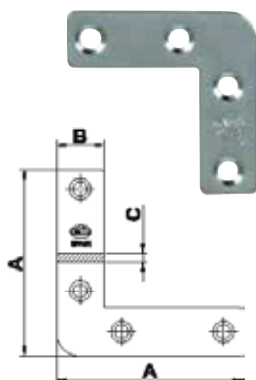
Finitura Finish	Misure mm Sizes mm.			Cod.		
	A	B	C			
Zincato Zinc plated	20 x 16 x 1,5			14833	100	1500
	30 x 16 x 1,5			14834	100	1000
	40 x 19 x 2			14835	100	600
	50 x 19 x 2			14836	100	500
	60 x 19 x 2			14837	100	400
	80 x 19 x 2			14838	50	400
	100 x 19 x 2			14839	50	250


## Angolo mod. 3 Corner brace mod. 3



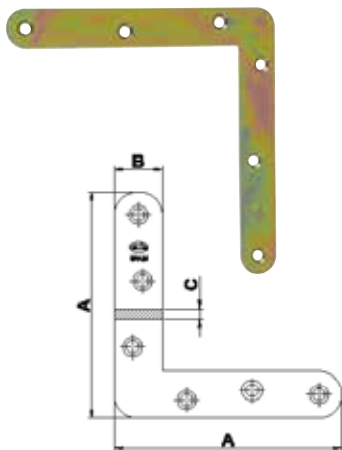
Finitura Finish	Misure mm Sizes mm.			Cod.		
	A	B	C			
Bicromatato Bichromated	20 x 16 x 1			7070	100	1500
	30 x 16 x 1,5			6480	100	1000
	40 x 19 x 2			6481	100	600
	50 x 19 x 2			6482	100	500
	60 x 19 x 2			6483	100	400
	80 x 19 x 2			6484	50	400
	100 x 19 x 2			6485	50	250
Bianco epossidico White epoxy	20 x 16 x 1,5			19943	100	1500
	30 x 16 x 1,5			19944	100	1000
	40 x 19 x 2			19945	100	600
	50 x 19 x 2			19946	100	500
	60 x 19 x 2			19947	100	400
	80 x 19 x 2			19948	50	400
	100 x 19 x 2			19949	50	250
Acciaio inossidabile Stainless steel	20 x 16 x 1			8777	100	1500
	30 x 16 x 1,5			8778	100	1000
	40 x 19 x 2			8779	100	600
	50 x 19 x 2			8780	100	500
	60 x 19 x 2			8781	100	400
	80 x 19 x 2			8782	50	400
	100 x 19 x 2			8783	50	250
Nero Black	20 x 16 x 1			22506	100	1500
	30 x 16 x 1,5			22507	100	1000
	40 x 19 x 2			22508	100	600
	50 x 19 x 2			22509	100	500
	60 x 19 x 2			22510	100	400
	80 x 19 x 2			22511	50	400
	100 x 19 x 2			22512	50	250

## Squadra mod. 1 Flat corner iron mod. 1



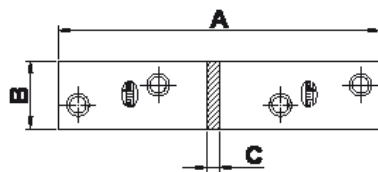
Finitura Finish	Misure mm Sizes mm.			Cod.		
	A	B	C			
Zincato Zinc plated	40 x 12 x 0,9			14840	100	1500
	50 x 14 x 0,9			14841	100	1200
	60 x 15 x 0,9			14842	100	800
	80 x 17 x 1			14843	100	500
	100 x 17 x 1,2			14844	50	400
	120 x 17 x 1,2			14845	50	300

## Squadra mod. 2 Flat corner iron mod. 2



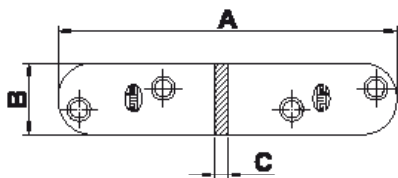

Finitura Finish	Misure mm Sizes mm.			Cod.			
	A	B	C				
Acciaio inossidabile Stainless steel	40 x 12 x 0,9			8784		100	1500
	50 x 14 x 0,9			8785		100	1200
	60 x 15 x 0,9			8786		100	800
	80 x 17 x 1			8787		100	500
	100 x 17 x 1,2			8788		50	400
	120 x 17 x 1,2			8789		50	300

## Piastra mod. 1 Mending plate mod. 1



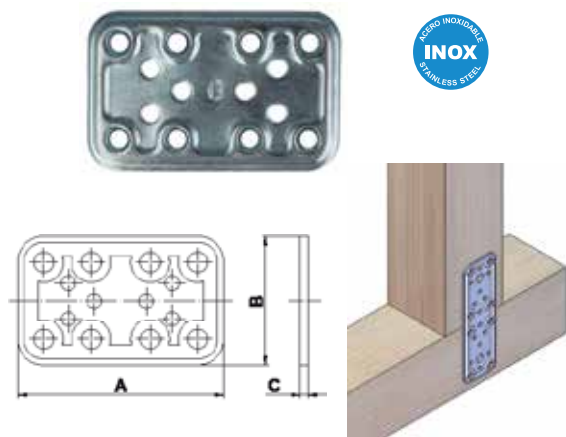
Finitura Finish	Misure mm Sizes mm.			Cod.			
	A	B	C				
Zincato Zinc plated	40 x 16 x 1,5			14846		100	2000
	60 x 16 x 1,5			14847		100	1000
	80 x 19 x 2			14848		100	500
	100 x 19 x 2			14849		100	500
	120 x 19 x 2			14850		100	400

## Piastra mod. 2 Mending plate mod. 2




Finitura Finish	Misure mm Sizes mm.			Cod.			
	A	B	C				
Acciaio inossidabile Stainless steel	40 x 16 x 1			8790		100	2000
	60 x 16 x 1,5			8791		100	1000
	80 x 19 x 2			8792		100	500
	100 x 19 x 2			8793		100	500
	120 x 19 x 2			8794		100	400

## Piastra mod. 500 Plate mod. 500




Finitura Finish	Misure mm. Sizes mm. A B C	Cod.		
Acciaio inossidabile 18/8 Stainless steel AISI 304	80 x 50 x 2.2 120 x 50 x 2.2 160 x 50 x 2.2	12155 12156 12157	10	40

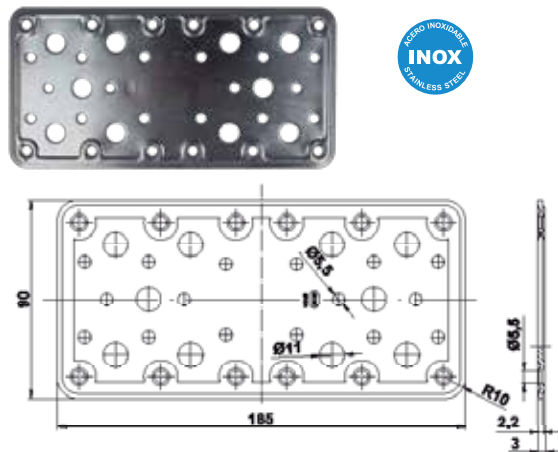
## Piastra mod. 501 Plate mod. 501



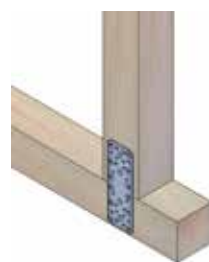
Finitura Finish	Misure mm. Sizes mm. A B C	Cod.		
Acciaio inossidabile 18/8 Stainless steel AISI 304	185 x 65 x 2.2	12158	10	40




## Piastra mod. 502 Plate mod. 502



Finitura Finish	Misure mm. Sizes mm. A B C	Cod.		
Acciaio inossidabile 18/8 Stainless steel AISI 304	185 x 90 x 2.2	12159	10	40




## Piastra mod. 503 Plate mod. 503




Finitura Finish	Misure mm. Sizes mm. A B C	Cod.		
Acciaio inossidabile 18/8 Stainless steel AISI 304	200 x 100 x 2.8	12160	10	40

## Piastra mod. 504 Plate mod. 504

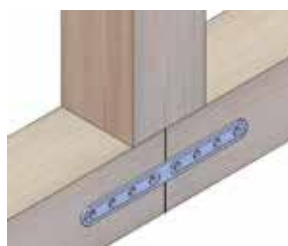


Finitura Finish	Misure mm Sizes mm. A B C	Cod.			
Acciaio inossidabile 18/8 Stainless steel AISI 304	100 x 80 x 2.2	12161	10	40	
	120 x 100 x 2.2	12162	10	40	
	160 x 100 x 2.2	12163	10	40	

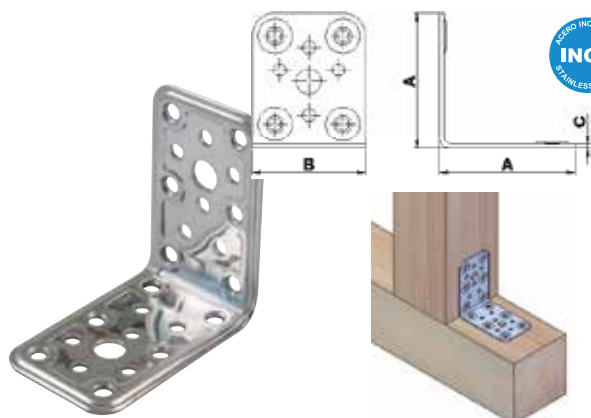
## Piastra mod. 505 Plate mod. 505



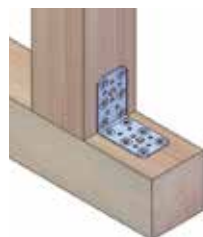
Finitura Finish	Misure mm Sizes mm. A B C	Cod.			
Acciaio inossidabile 18/8 Stainless steel AISI 304	100 x 20 x 2.5	12164	10	40	
	206 x 20 x 2.5	12165	10	40	
	312 x 20 x 2.5	12166	10	40	



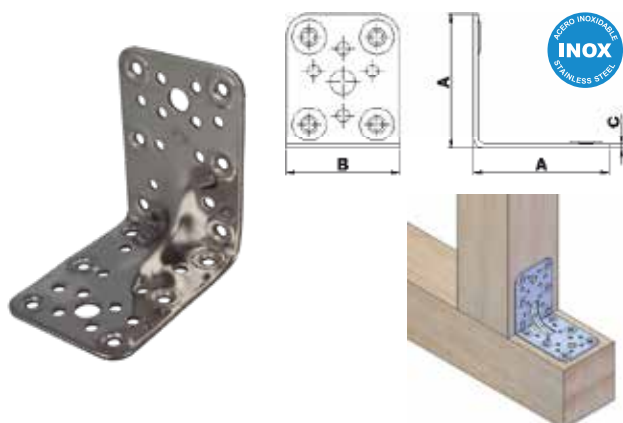
## Angolo mod. 300 Corner mod. 300



Finitura Finish	Misure mm Sizes mm. A B C	Cod.			
Acciaio inossidabile 18/8 Stainless steel AISI 304	40 x 50 x 2.2	12167	10	40	
	60 x 50 x 2.2	12168	10	40	
	80 x 50 x 2.2	12169	10	40	



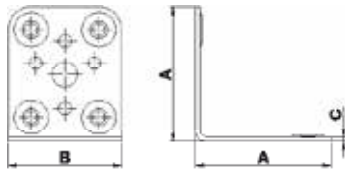
## Angolo mod. 301 Corner mod. 301



Finitura Finish	Misure mm Sizes mm. A B C	Cod.			
Acciaio inossidabile 18/8 Stainless steel AISI 304	90 x 65 x 2,2	12170	10	40	



## Angolo mod. 302 Corner mod. 302



Finitura  
Finish

Misure mm  
Sizes mm.  
A B C

Cod.



Acciaio inossidabile 18/8  
Stainless steel AISI 304

90 x 90 x 2.2

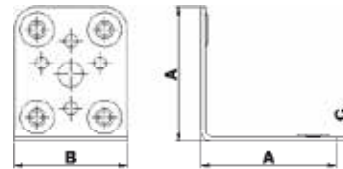
12171

10

40



## Angolo mod. 303 Corner mod. 303



Finitura  
Finish

Misure mm  
Sizes mm.  
A B C

Cod.



Acciaio inossidabile 18/8  
Stainless steel AISI 304

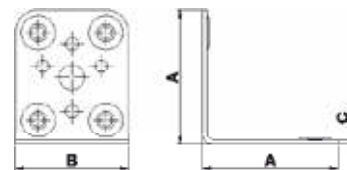

103 x 100 x 3

12172

10

40

## Angolo mod. 304 Corner mod. 304



Finitura  
Finish

Misure mm  
Sizes mm.  
A B C

Cod.



Acciaio  
inossidabile 18/8  
Stainless steel AISI 304

40 x 100 x 2.2

12173

10

40

60 x 100 x 2.2

12174

10

40

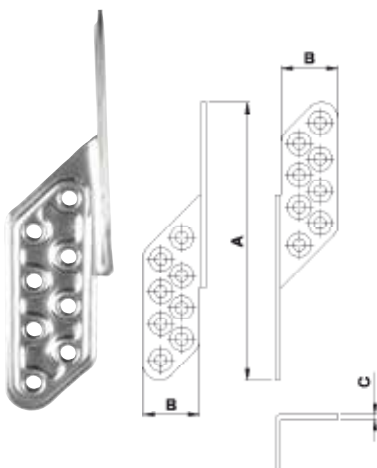
80 x 100 x 2.2

12175

10

40

## Angolo mod. 305 Corner mod. 305



Finitura  
Finish

A B C

Cod.



Acciaio inossidabile 18/8  
Stainless steel AISI 304

170 x 35 x 2.2

Dx/Right

12184

10

40

Sx/Left

12185

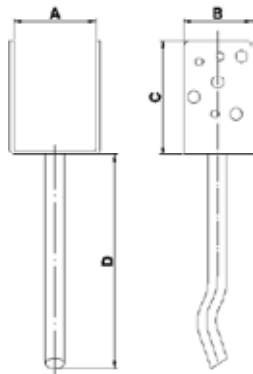
10

40





## Supporto mod. 352 Support mod. 352



Finitura  
Finish

Misure mm  
Sizes mm.  
A B C D


Cod.



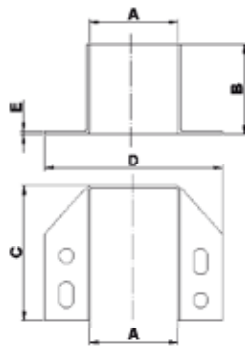
Acciaio  
inossidabile 18/8  
Stainless steel AISI 304

80 x 65 x 109 x 200
90 x 65 x 109 x 200
100 x 65 x 109 x 200

12176	-	4
12177	-	4
12178	-	4



## Supporto mod. 353 Support mod. 353



Finitura  
Finish

Misure mm  
Sizes mm.  
A B C D E

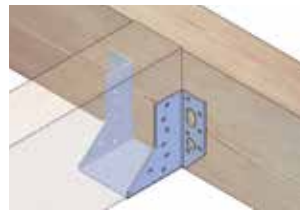
Cod.



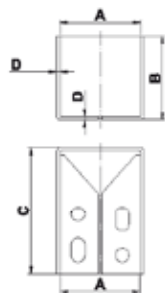
Acciaio  
inossidabile 18/8  
Stainless steel AISI 304

70x82x100x140x2
80x82x122x162x2
100x80x141x182x2
100x80x200x182x2

15189	-	4
12179	10	40
12181	10	40
17575	4	16



## Supporto mod. 354 Support mod. 354



Finitura  
Finish

Misure mm  
Sizes mm.  
A B C D

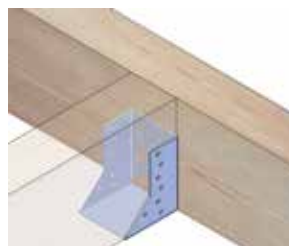
Cod.



Acciaio  
inossidabile 18/8  
Stainless steel AISI 304

100 x 80 x 200 x 2
--------------------

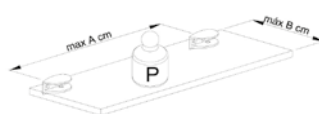
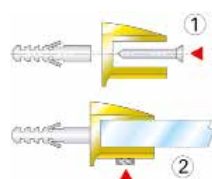
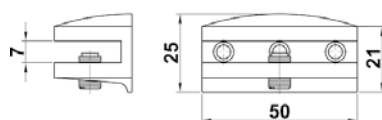
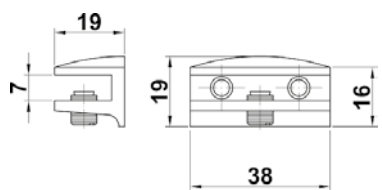
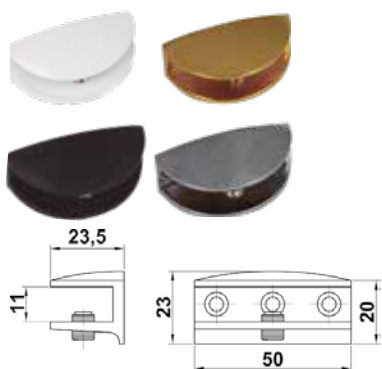
17579	4	16
-------	---	----







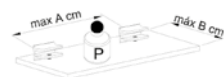
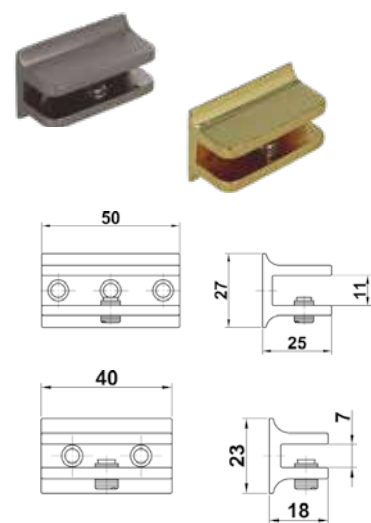
## Supporto ripiani mod. 31-32 Support for shelves mod. 31-32



Mod. Mod.	Misure mm Sizes mm.	Finitura Finish	Cod.			
<b>31</b>	Apertura 10 mm. Up to 10 mm.	Oro Gold	2425	2	10	50
		Cromato Chrome plated	2423	2	10	50
		Bianco White	2422	2	10	50
		Nero Black	2424	2	10	50
		Nichel spazzolato Brushed nickel	2830	2	10	50
<b>32</b>	Apertura 6 mm. Up to 6 mm.	Oro Gold	2657	2	10	50
		Cromato Chrome plated	2655	2	10	50
		Bianco White	2658	2	10	50
		Nero Black	2656	2	10	50
		Nichel spazzolato Brushed nickel	2831	2	10	50

	Mod.31	Mod.32	Mod.311
A (cm)	30	25	30
B (cm)	12	10	12
P (Kg)	10	4	6

## Supporto ripiani mod. 33-34 Support for shelves mod. 33-34



Mod. Mod.	Misure mm Sizes mm.	Finitura Finish	Cod.			
<b>33</b>	Apertura 10 mm. Up to 10 mm.	Oro Gold	2903	2	10	50
		Cromato Chrome plated	2902	2	10	50
		Bianco White	2901	2	10	50
		Nero Black	2905	2	10	50
		Oro Gold	2908	2	10	50
<b>34</b>	Apertura 6 mm. Up to 6 mm.	Cromato Chrome plated	2907	2	10	50
		Bianco White	2906	2	10	50
		Nero Black	2910	2	10	50

	Mod.33	Mod.34
A (cm)	30	25
B (cm)	12	10
P (Kg)	10	4

## Supporto ripiani mod. 36 Support for shelves mod. 36



Mod.  
Mod.

Misure mm  
Sizes mm.

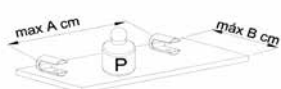
Finitura  
Finish

Cod.



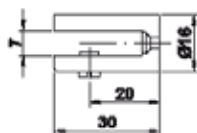
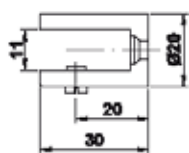
Oro Gold	2999	2	10	50
Cromato Chrome plated	2997	2	10	50
Bianco White	6713	2	10	50
Nero Black	2998	2	10	50
Nichel spazzolato Brushed nickel	6714	2	10	50

**36** Apertura 6 mm.  
Up to 6 mm.



Mod.35 Mod.36

A (cm)	30	25
B (cm)	12	10
P (Kg)	10	4



## Supporto per ripiani mod. 42-43 Support for shelves mod. -42-43



Mod.  
Mod.

Misure mm  
Sizes mm.

Finitura  
Finish

Cod.



**42**

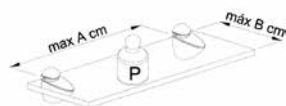
Apertura 25  
Up to 25

Bianco epossidico / White epoxy	2648	1	10	50
Cromato/Chrome plated	2647	1	10	50
Nero/Black	2649	1	10	50
Nichel spazzolato / Brushed nickel	2887	1	10	50
Oro / Gold	2646	1	10	50

**43**

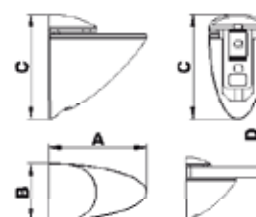
Apertura 40  
Up to 40

Bianco epossidico / White epoxy	2872	1	10	50
Cromato / Chrome plated	2869	1	10	50
Nero / Black	2870	1	10	50
Nichel spazzolato / Brushed nickel	2888	1	10	50
Oro / Gold	2871	1	10	50

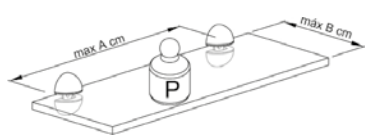


	Mod.41	Mod.40	Mod.42	Mod.43
A (cm)	25	40	50	60
B (cm)	15	20	30	40
P (Kg)	4	10	15	20

Mod.	A (mm)	B (mm)	C (mm)	D (mm)
40	50	30	55	16
41	40	25	45	10
42	75	35	70	25
43	105	45	100	40



## Supporto per ripiani mod. 44 *Support for shelves mod. 44*



Mod.44	
A (cm)	40
B (cm)	20
P (Kg)	10



Misure mm  
Sizes mm.

Apertura 12 mm.  
Up to 12 mm.

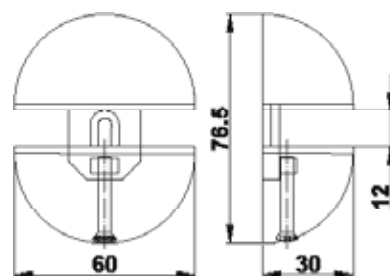
Finitura  
Finish

Oro  
Gold  
Nero  
Black  
Nichel spazzolato  
Brushed nickel

Cod.



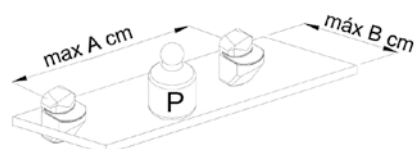
10507	1	10	50
15505	1	10	50
10506	1	10	50



## Supporto per ripiani mod. 51 *Support for shelves mod. 51*



Mod.51	
A (cm)	50
B (cm)	30
P (Kg)	15



Misure mm  
Sizes mm.

44 x 42

Apertura 20 mm.  
Up to 20 mm.

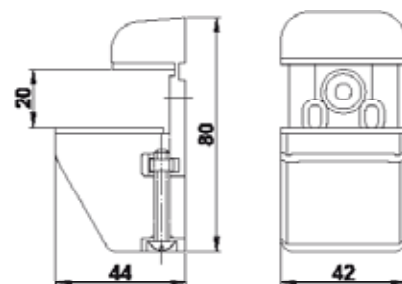
Finitura  
Finish

Cromato  
Chrome plated  
Bianco  
White  
Nero  
Black  
Nichel spazzolato  
Brushed nickel

Cod.



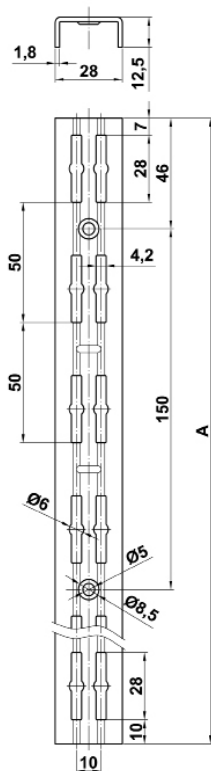
6806	1	10	50
2990	1	10	50
2988	1	10	50
2991	1	10	50



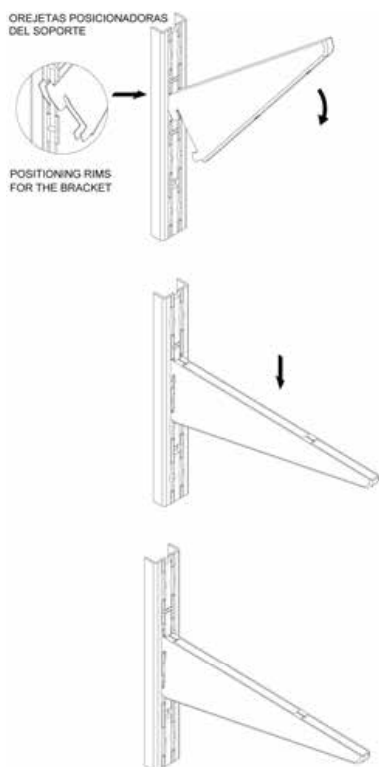
# Guida dentata mod. 7000 Doppia *Upright mod. 7000 double*



Finitura <i>Finish</i>	Misure cm <i>Sizes cm.</i>	Cod.		
	<b>A</b>			
Bianco <i>White</i>	100	7099	2	- 10
	150	7101	2	- 5
	200	7103	2	- 5
Nero <i>Black</i>	100	8006	2	- 10
	150	8007	2	- 5
	200	8008	2	- 5
Grigio metallizzato <i>Silver grey</i>	100	15013	2	- 10
	150	15014	2	- 5
	200	15015	2	- 5



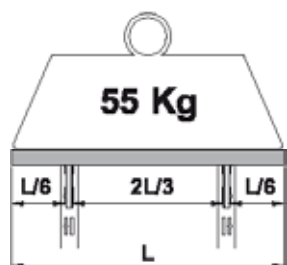
A (cm)
50
80
100
150
200



## Supporto mod. 8100 Doppio *Support mod. 8100 double*



Mod. 8100	Finitura Finish	Misure cm Sizes cm.	Cod.		
	Bianco White	22	8010	20	80
		27	8011	20	60
		37	8012	20	40
	Nero Black	22	8015	20	80
		27	8016	20	60
		37	8017	20	40
	Grigio metallizzato Silver grey	22	15017	20	80
		27	15018	20	60
		37	15019	20	40



## Accessori per supporto doppio *Accessories for double support*

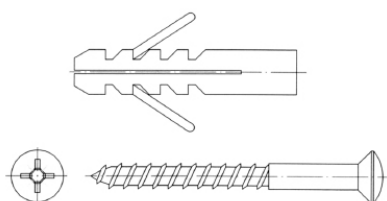


Mod.5100

Finitura Finish	Cod.			
Acciaio inossidabile 18/8 Stainless steel AISI 304	7112	12	10	100

Clip singola mod. 5100  
Single clip mod. 5100

## Tirafondi-tasselli mod. 5500 *Bracket mod. 5500*



Cod.			
7115	20	10	100

Con rivestimento di adesivo  
With adhesive covers


# Scaffale metallico kit mod. 6475 Snap shelf mod. 6475



	Cod.	
4 ripiani 4 Shelves	19150	- 1
5 ripiani 5 Shelves	19151	- 1

Finitura Finish	Bianco Silver white
--------------------	------------------------

4 ripiani di DM, peso massimo per ripiano 180 kg  
4 DM shelves, max. load 180 kg each shelf  
5 ripiani di DM, peso massimo per ripiano 200 kg  
5 DM shelves, max. load 200 kg each shelf



Montaggio senza viti  
Assembly without bolts